
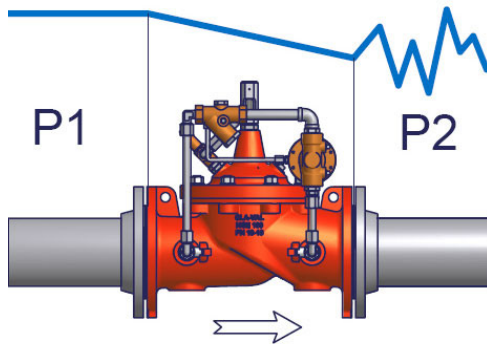


► Simple, Reliable and Accurate

- Completely Automatic Operation
- Easy Adjustment and Maintenance
- Quality Approved Materials
- World Wide Support

► CLA-VAL SERIES 50 Main Function



The CLA-VAL SERIES 50 Sustaining Valve accurately maintains a minimum preset (Pressure Relief Control) inlet pressure regardless of changing flow rate.

The CLA-VAL SERIES 50 Relief Valve opens fast to dissipate excess system pressure.

► CLA-VAL 52-03 Typical Application

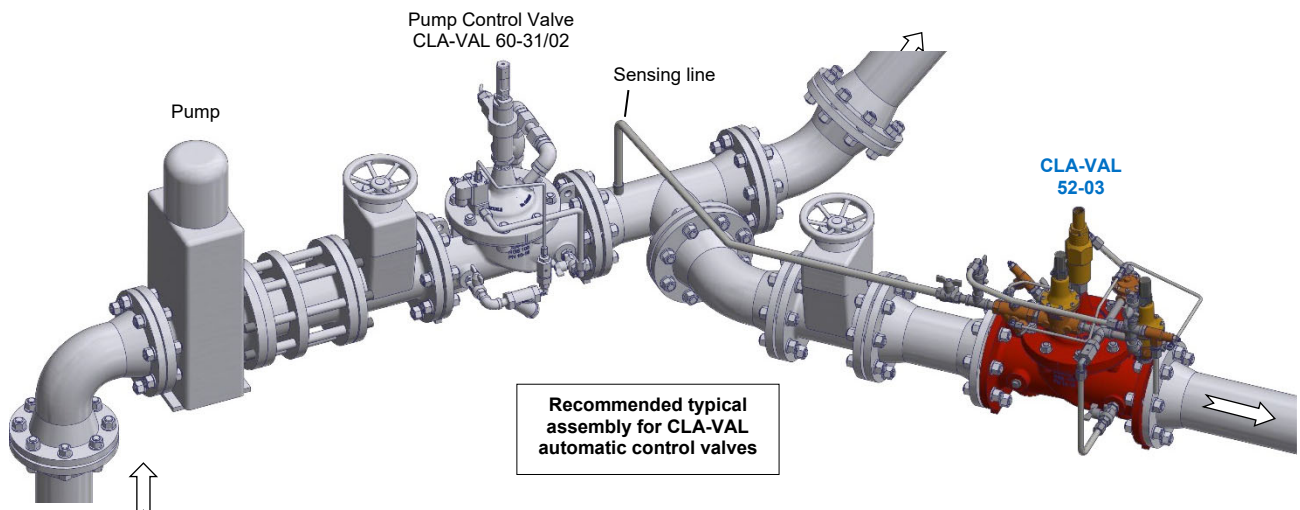
The CLA-VAL 52-03 is typically installed near a pump on a discharge line to atmosphere. When pumping systems are started and stopped gradually, harmful surges do not occur. However, should a power failure take place, the abrupt stopping of the pump can cause dangerous surges in the system which could result in severe equipment damage.

The CLA-VAL 52-03 anticipates the surge by opening on the low pressure wave in order to be fully open on the returning high wave diverting the excess pressure.

Make your valve even Better!

LFS Option?	<u>Control</u> Low flows or night flows
KO Option?	<u>Extend</u> valve life with Anti-Cavitation trim
KG1 Option?	<u>Use</u> stem cleaning for harsh water
Maintenance?	<u>Check</u> on periodic maintenance
Environment?	<u>Adapt</u> to high temperatures or frost risk
Security?	<u>Add</u> hydraulic safety back-up to your valve
Protection?	<u>Remove</u> excessive system overpressures
Corrosion?	<u>Protect</u> your valve with upgraded materials

Not just Products but Solutions: contact CLA-VAL!



Recommended typical assembly for CLA-VAL automatic control valves