

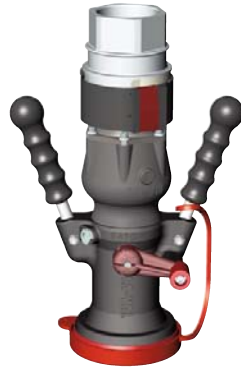


—MODEL— **347GF**

Cla-Val Refueling Nozzle



347GF Nozzle with Dry Break



347GF Nozzle with HEPCV and Dry Break



347GF Nozzle with HEPCV & Strainer Ball Valve



347GF Nozzle Connection View

- Designed in accordance with SAE AS5877
- Connects to MS24484 Single Point Adapter
- Six Slot Connection Head
- Low pressure drop
- Integrated Durable Swivel Joint
- Light Weight and Compact Size
- All Aluminum and Stainless Steel Construction

The Cla-Val 347GF Nozzle is designed in accordance with SAE AS5877 and is constructed entirely of aluminum and stainless steel, with fuel resistant Nitrile, Acetal and Polyurethane seals. All aluminum surfaces are anodized or coated to prevent corrosion. No copper, zinc, or alloys thereof are used in construction. The 347GF Nozzle connects to an aircraft “single point adapter” conforming to specification MS24484.

The Cla-Val 347GF Nozzle is designed to maximize safe refueling operations. The internal interlock system, fully contained within the nozzle body, results in a smaller, thinner, lighter nozzle that can easily connect to all aircraft, including smaller regional or private jets that have minimal space in or around their refueling ports. The internal interlock prevents the nozzle from opening until a positive connection to an aircraft single point adapter is made. In addition, when connected to an aircraft single point adapter, the 347GF Nozzle cannot be rotated or removed until the operating lever is first rotated to the fully closed position. A spring loaded safety lock prevents the nozzle from being connected to an aircraft adapter in an unsafe or incomplete manner.

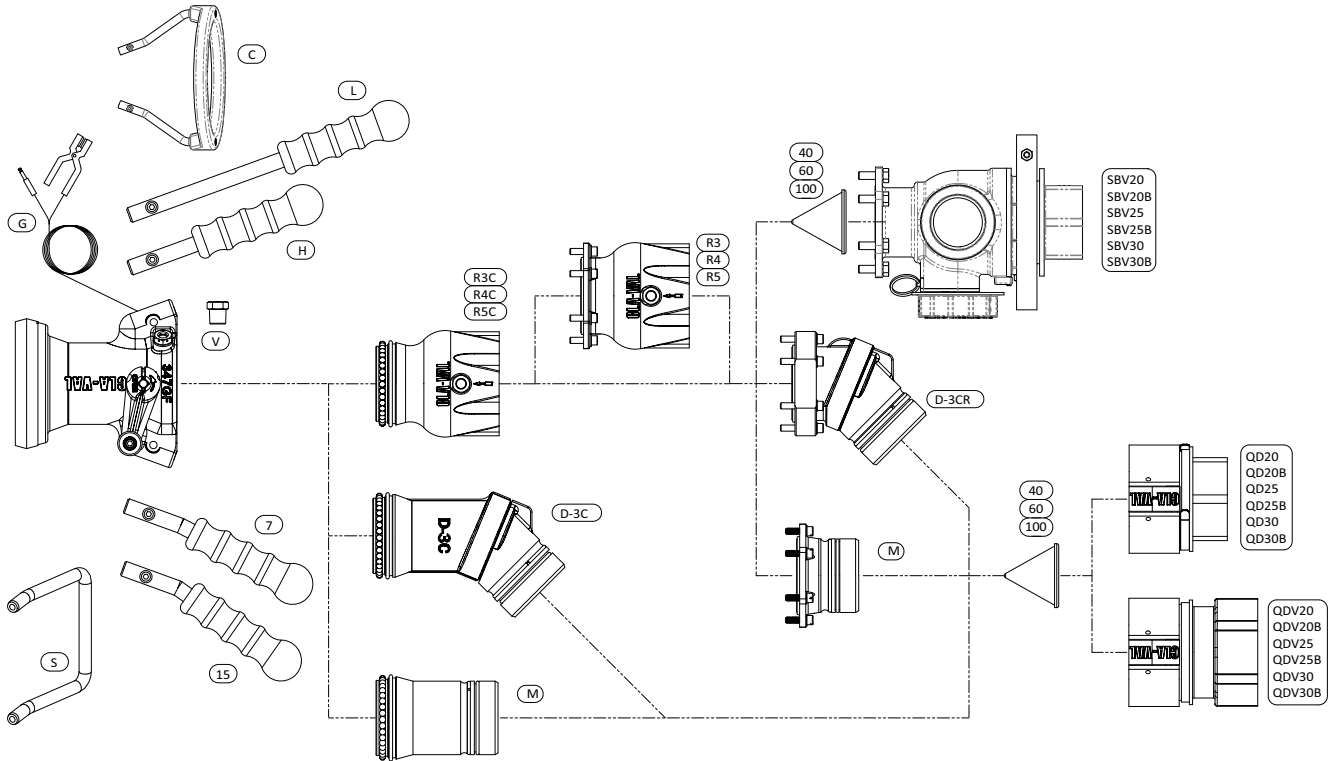
The Cla-Val 347GF Nozzle is also designed to simplify refueling operations. This lightweight design reduces the physical stresses involved in connecting the Nozzle to the aircraft by featuring a six slot connection head, making it much easier to connect to a three-lug aircraft single point adapter. The connection head features high strength, hardened Stainless Steel components to assure superior durability to withstand the toughest, most abusive environments. Reduced flow resistance was a focus throughout the design of the nozzle and all related components and accessories so that pressure drop would be minimal, thus reducing refueling times.

Pressure Drop Data



visit www.cla-val.com to learn more about our complete range of fueling products

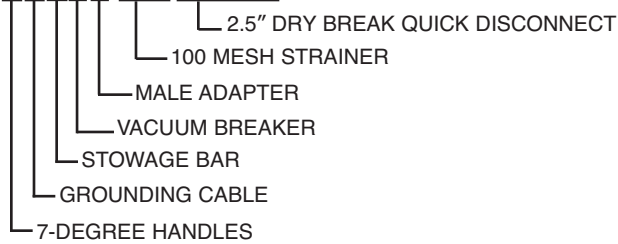
347GF Nozzle Refueling Nozzle Model Numbering Scheme



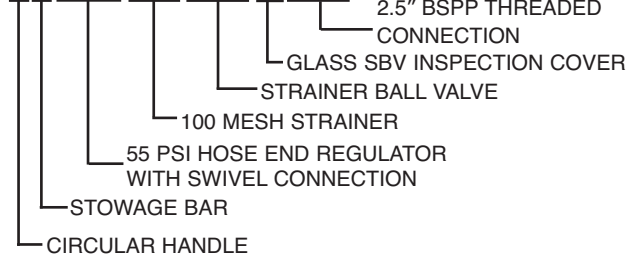
Create Complete Model Numbers for Various Applications

It is easy to customize a 347GF Refueling Nozzle to meet special requirements. Complete model numbers always begin with "347GF". Add your option selections to this base model number, following the flow chart above from left to right. See example below.

347GF-7 G S V M 1 0 0 Q D V 2 5



347GF-C S R 5 C 1 0 0 S B V G 2 5 B



Available Options for Model 347GF

C	CIRCULAR HANDLE
H	STANDARD HANDLES
L	LONG HANDLES
7	STANDARD HANDLES WITH 7° BEND
15	STANDARD HANDLES WITH 15° BEND
G	GROUNDING CABLE
V	VACUUM BREAKER
S	STOWAGE BAR
R3C	35 PSIG HOSE END REGULATOR WITH SWIVEL CONNECTION
R4C	45 PSIG HOSE END REGULATOR WITH SWIVEL CONNECTION
R5C	55 PSIG HOSE END REGULATOR WITH SWIVEL CONNECTION
R3	35 PSIG HOSE END REGULATOR WITH FLANGED OUTLET
R4	45 PSIG HOSE END REGULATOR WITH FLANGED OUTLET
R5	55 PSIG HOSE END REGULATOR WITH FLANGED OUTLET
D-3C	D-3 MALE QD INLET WITH SWIVEL CONNECTION
D-3CR	D-3 MALE QD INLET WITH FLANGED CONNECTION

M	MALE QUICK DISCONNECT ADAPTER
40	40 MESH STRAINER
60	60 MESH STRAINER
100	100 MESH STRAINER
QD	STANDARD QUICK DISCONNECT
QDV	DRY BREAK QUICK DISCONNECT
SBV	349GF STRAINER BALL VALVE
B	BLANK SBV INSPECTION COVER
G	GLASS SBV INSPECTION COVER
20	2-INCH NPT THREADS
20B	2-INCH BSPP THREADS
25	2.5-INCH NPT THREADS
25B	2.5-INCH BSPP THREADS
30	3-INCH NPT THREADS
30B	3-INCH BSPP THREADS

Operating Temperature Range

-40° to 130° F